

MAGNUM

PIERRE FAVRESSE

Desk  2012



INDEX

introduction	2
specifications	3
packing list	4
assembly instructions	5

MAGNUM

Magnum is a simple yet sculptural table. Made of wooden legs, a metal matrix and a wooden top with smooth curves, it can be used as a dinner table or a desk.

THE DESIGNER

Pierre Favresse was born in Brittany in 1979 but soon moved to Paris with his family. He studied cabinet making at the prestigious French Ecole Boulle before enrolling in the Ecole Nationale Supérieure for Decorative Arts, specialising in Design. Following his studies, Pierre began to work with designer Mathieu Lehanneur and became studio director, before founding his own studio in 2010.

Pierre's creations are characterized by their simplicity and balance that marry craftsmanship and state-of-the-art technology.

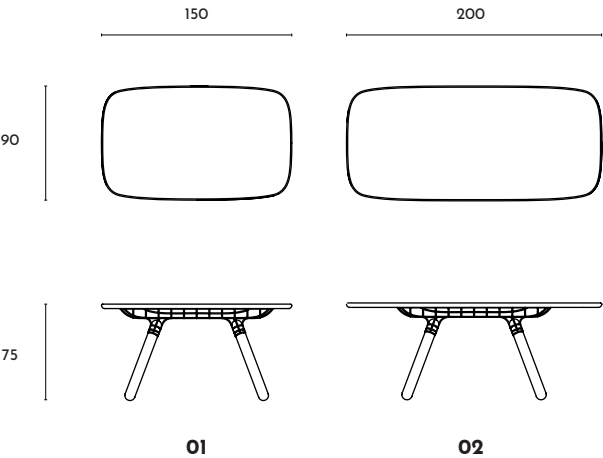
Pierre was for 6 years Head of Design for Habitat International and then for 2 years of Lladro, the prestigious spanish poreclain maker. Pierre's other work can be found around the world with products developed for companies such as Cinna, Petite Friture, Specimen Edition or La Chance. He now has his own design studio since 2020.

SPECIFICATIONS

MATERIALS
& FINISHES

LEGS	STRUCTURE	TOP
 Solid walnut	 Polished steel	 Solid walnut

TECHNICAL
DRAWINGS



PACKAGING
INFORMATION

COMPONENTS	FINISHES	PACKAGING	DIMENSIONS	WEIGHT	QUANTITY
01					
Top	Wood	Cardboard box	L.160xW.95xH.20	40kg	1 box
Legs	Wood	Cardboard box	L.71xW.20xH.20	10kg	1 box
02					
Top	Wood	Cardboard box	L.210xW.95xH.20	50kg	1 box
Legs	Wood	Cardboard box	L.71xW.20xH.20	10kg	1 box

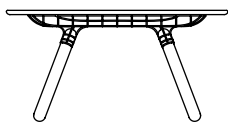
Dimensions are in centimeters.

DELIVERY
& MAINTENANCE

DELIVERY	Delivery lead time: 8 weeks Delivery on EUR-pallet
MAINTENANCE	Always use a microfiber cloth and rub lightly. Never apply any solvents. More info about material and maintenance on www.lachance.paris/moodboard/

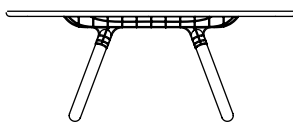
PACKING LIST

CONTENT OF THE ORDER



01

1 wooden top
with a metal structure
4 wooden legs
8 screws



02

1 wooden top
with a metal structure
4 wooden legs
8 screws

BE CAREFUL

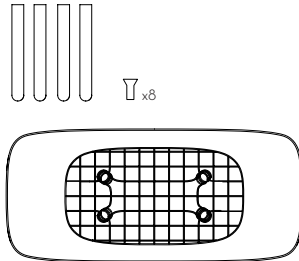
- Make sure not to apply too much pressure on the legs while flipping the table. Hence, two people are required.
- Do not pull the table to move it.
- Do not climb on the table.
- Indoor use only.

MORE INFORMATION

www.lachance.paris/en/product/magnum
www.lachance.paris/moodboard

ASSEMBLY INSTRUCTIONS

CONTENT



Number of persons: 2

Tools required:

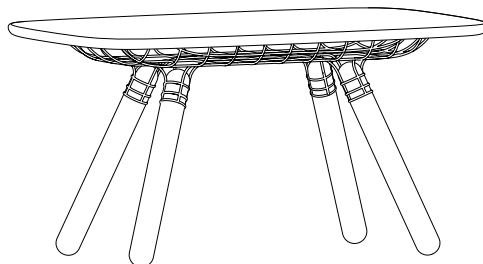
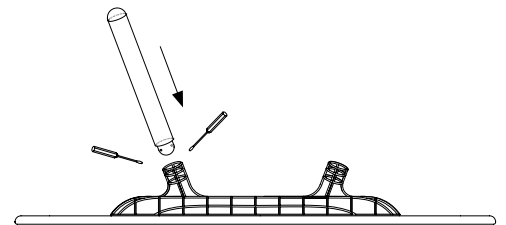
- 2 flat-head screwdrivers

INSTRUCTIONS

1. Lay the top on the floor, top side down, on a smooth and clean surface.



2. Insert the legs in the structure. Align the holes and screw **SIMULTANEOUSLY** the 2 screws for each leg with 2 screwdrivers. Simultaneous screwing is mandatory to ensure the stability of the table.



CONTACT

Do not hesitate to contact us if you have any question about the product, its assembly instructions and maintenance.

La Chance
info@lachance.paris
+33 (0) 9 72 31 12 74